

Scaled data based on original data using
LM-79-08 Approved Method: Electrical and Photometric Measurements of Solid-
State Lighting Products

Test Report Prepared for
Cooper Lighting Solutions
(formerly Eaton)

Brand: INVUE

Report Number: P139443

Luminaire Tested: **ENT-F01-LED-E1-BL2-8030**

Issue Date: 03/03/2020

Test Information

Test Method: LM-79-08
Report Number: P139443
REPORT IS SCALED FROM IESNA LM-79-08 TEST DATA (P33644)
Test Lab: INNOVATION CENTER-P3
Issue Date: 03/03/2020
Manufacturer: COOPER LIGHTING SOLUTIONS (FORMERLY EATON)
Product Line: INVUE
Catalog Number: ENT-F01-LED-E1-BL2-8030
Description: ENTRI LED LUMINAIRE
(1) LIGHTBARS WITH AccuLED OPTICS - TYPE 2
Light Source: (7) 3000K CCT, 80 CRI LEDs
Ballast/Driver: -

Summary

Lumens per Lamp: N/A
Luminaire Lumens: 1907.7 lumens
Efficiency: N/A
Efficacy: 73.7 lumens/watt
Luminous Opening: Rectangular (W 1' x L: 0.17' x H: 0')
IES Classification: Type II - Short - Semi-Cutoff
BUG Rating: B1 - U0 - G1

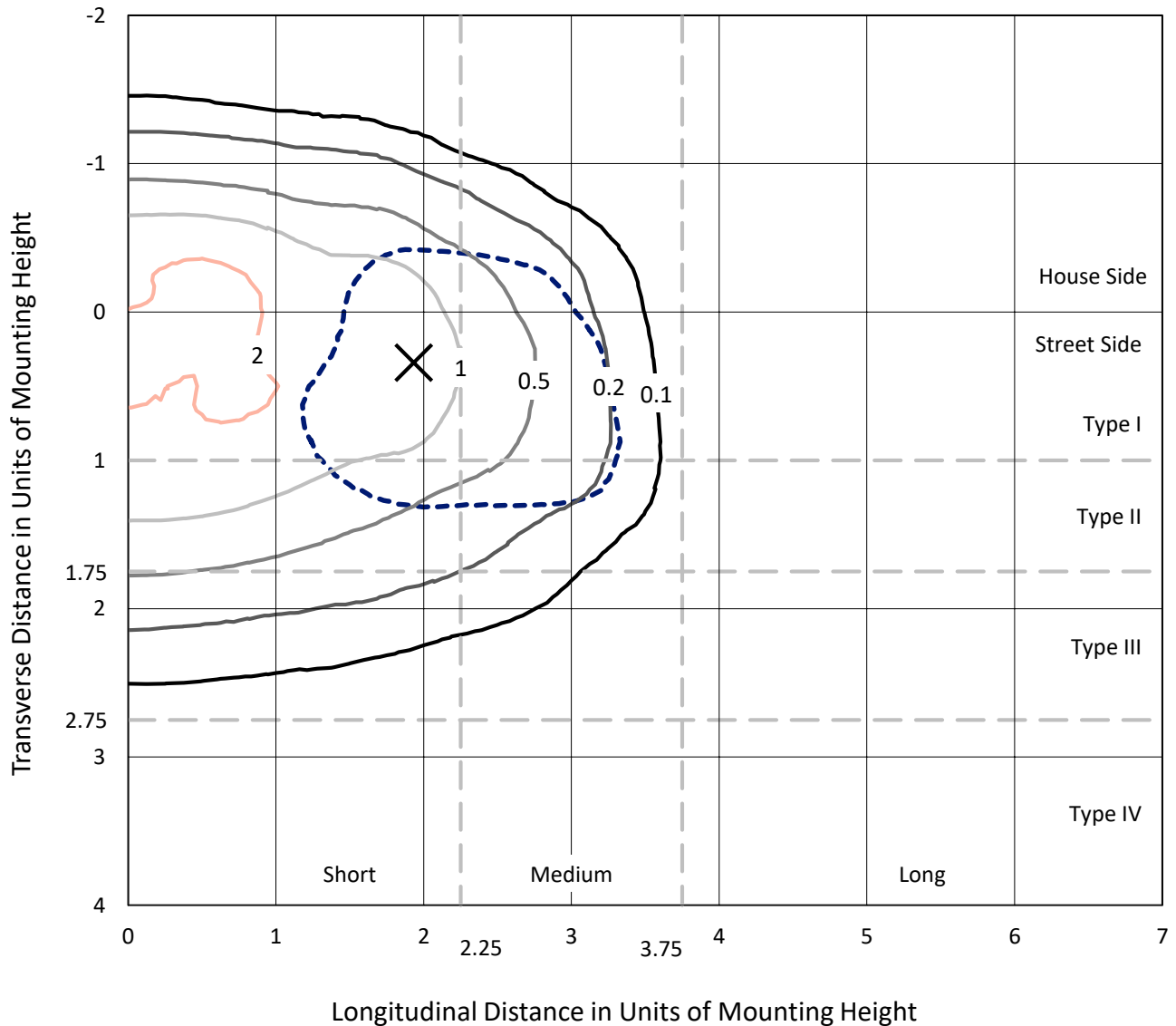
Input Watts (W): 25.9
Input Voltage (V): NR
Input Current (Ain): NR
Voltage Rise (V): NR
Power Factor: NR
Total Harmonic Distortion (THDi): NR
Frequency (hertz): 60
Stabilization Time: NR
Operation Time: NR
Ambient Temperature (°C): NR
Test Distance: 25 FT



REPORT NUMBER: P139443
 CATALOG NUMBER: ENT-F01-LED-E1-BL2-8030

Iso-Footcandle Lines of Horizontal Illumination

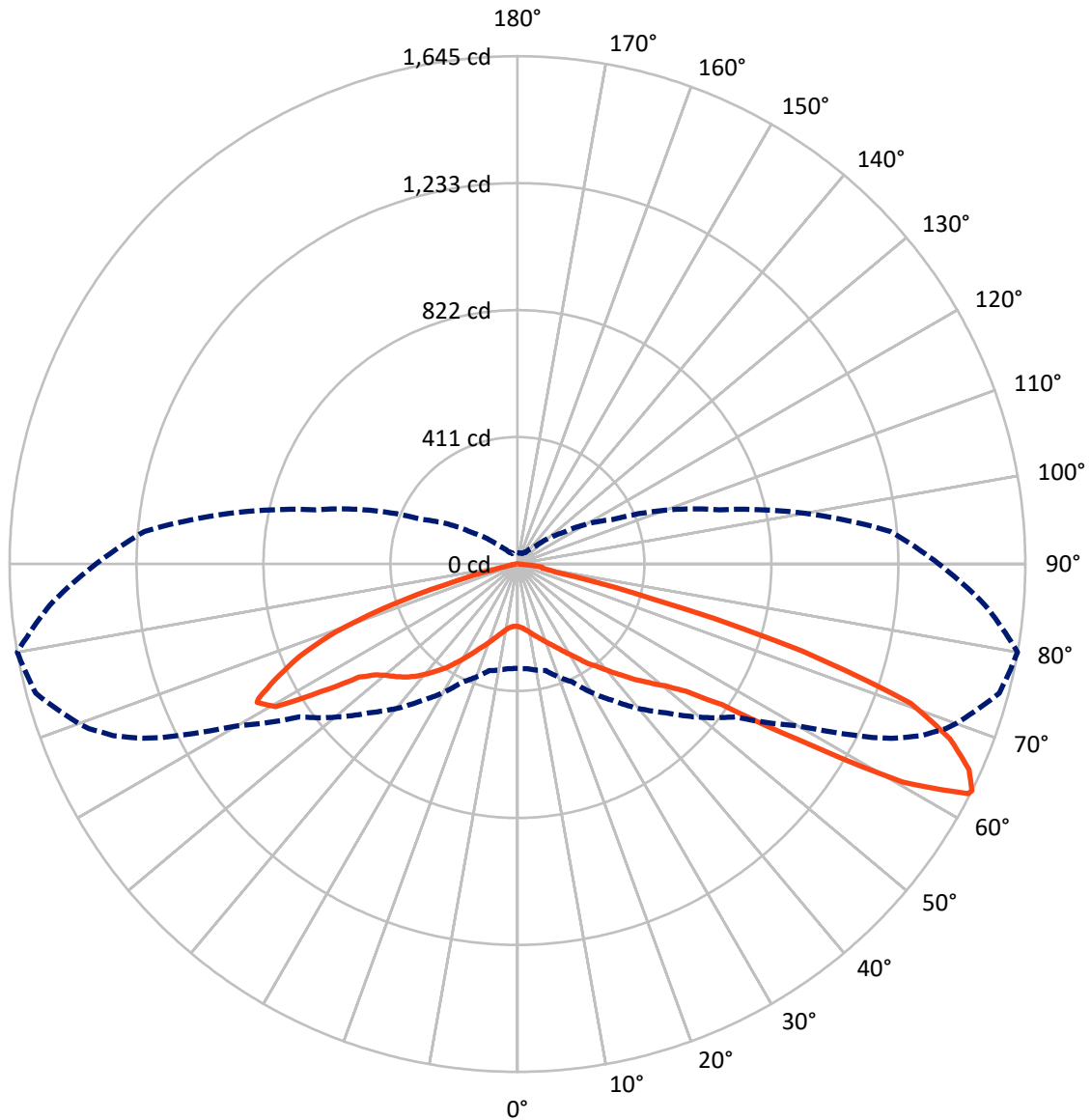
× Max cd
 - - - 1/2 Max cd



Based on 10 foot mounting height. Maximum calculated value = 2.5 fc
 Type II - Short - Semi-Cutoff

REPORT NUMBER: P139443
CATALOG NUMBER: ENT-F01-LED-E1-BL2-8030

Luminous Intensity Polar Plot



— Vertical Plane Through 80-Deg Lateral - - - Horizontal Cone Through 63-Deg Vertical

REPORT NUMBER: P139443

CATALOG NUMBER: ENT-F01-LED-E1-BL2-8030

FLUX DISTRIBUTION:

		Downward	Upward	Total
House Side	Lumens	594.1	0.0	594.1
	% Fixture	31.1	0.0	31.1
Street Side	Lumens	1313.6	0.0	1313.6
	% Fixture	68.9	0.0	68.9
Total	Lumens	1907.7	0.0	1907.7
	% Fixture	100.0	0.0	100.0

Coefficient of Utilization

ZONAL LUMENS:

Zone	Lumens	% Fixture
0°-10°	20.3	1.1
10°-20°	69.5	3.6
20°-30°	130.5	6.8
30°-40°	207.1	10.9
40°-50°	312.7	16.4
50°-60°	439.5	23.0
60°-70°	512.8	26.9
70°-80°	198.2	10.4
80°-90°	17.2	0.9
90°-100°	0.0	0.0
100°-110°	0.0	0.0
110°-120°	0.0	0.0
120°-130°	0.0	0.0
130°-140°	0.0	0.0
140°-150°	0.0	0.0
150°-160°	0.0	0.0
160°-170°	0.0	0.0
170°-180°	0.0	0.0
0°-90°	1907.7	100.0
0°-180°	1907.7	100.0



REPORT NUMBER: P139443

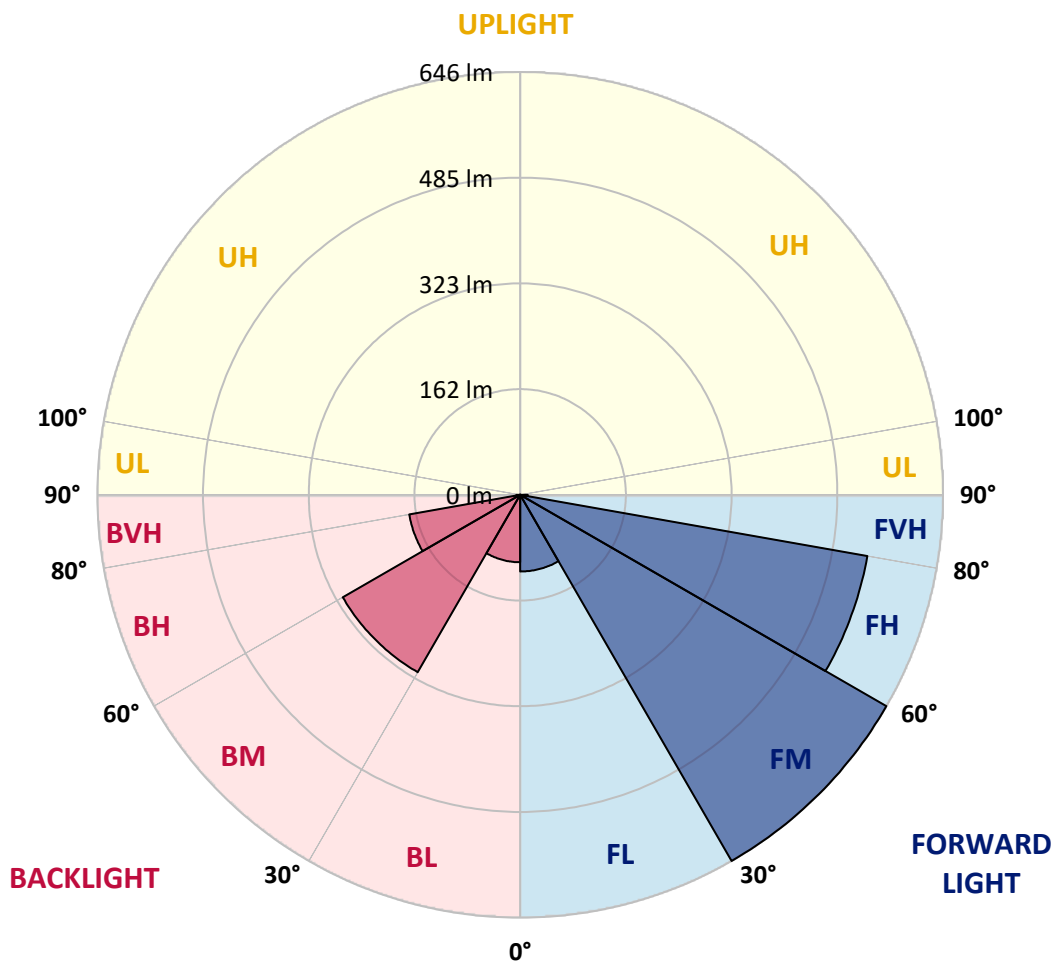
CATALOG NUMBER: ENT-F01-LED-E1-BL2-8030

LUMINAIRE CLASSIFICATION SYSTEM LUMEN TABLE AND BUG RATING:

Zone		Lumens	% Fixture	Zone Rating/Lumen Limit		
				B	U	G
FL	(0°-30°)	117.2	6.1			
FM	(30°-60°)	646.2	33.9			
FH	(60°-80°)	538.7	28.2			G0/660
FVH	(80°-90°)	11.5	0.6			G1/100
BL	(0°-30°)	103.0	5.4	B0/110		
BM	(30°-60°)	313.1	16.4	B1/1000		
BH	(60°-80°)	172.2	9.0	B1/500		G1/500
BVH	(80°-90°)	5.8	0.3			G0/10
UL	(90°-100°)	0.0	0.0		U0/0	
UH	(100°-180°)	0.0	0.0		U0/0	

BUG Rating: B1-U0-G1

Type II Short





REPORT NUMBER: P139443

CATALOG NUMBER: ENT-F01-LED-E1-BL2-8030

CANDELA DISTRIBUTION (FULL):

	0°	5°	15°	25°	35°	45°	55°	60°	61°	62°	64°
0°	202.1	202.1	202.1	202.1	202.1	202.1	202.1	202.1	202.1	202.1	202.1
2.5°	212.2	211.5	211.8	211.5	211.5	210.8	208.7	208.7	208.3	208.7	208.0
5°	223.7	223.3	223.0	222.3	222.3	220.9	217.4	216.7	217.0	216.3	214.9
7.5°	236.5	236.2	235.5	234.1	233.4	231.3	226.4	225.7	225.4	224.7	223.7
10°	249.4	249.1	248.0	246.3	244.6	241.4	236.5	234.8	234.5	234.1	233.1
12.5°	262.7	261.6	262.0	258.8	256.1	252.2	246.6	244.9	244.6	244.2	243.9
15°	277.3	277.0	276.3	272.1	266.8	261.6	256.1	254.0	252.6	252.9	252.6
17.5°	291.2	290.9	288.4	282.5	275.6	269.6	262.7	261.3	261.3	260.9	260.9
20°	301.3	301.0	298.6	291.2	282.2	275.6	270.0	270.0	269.6	270.0	270.3
22.5°	305.9	305.9	302.7	294.7	285.0	280.1	278.3	279.4	279.7	280.1	280.8
25°	307.6	307.6	304.5	295.1	286.0	286.7	288.8	290.5	291.2	291.2	293.7
27.5°	310.7	311.1	306.9	296.8	289.5	296.1	301.3	303.8	304.8	305.5	308.7
30°	320.1	319.8	316.3	305.5	299.9	309.4	318.8	321.2	323.6	323.6	327.1
32.5°	334.1	333.7	331.6	323.3	320.8	332.7	341.1	346.3	345.9	346.6	349.1
35°	352.5	352.9	354.3	352.2	354.3	366.1	375.5	377.6	378.0	378.3	378.7
37.5°	373.5	373.8	381.5	388.1	397.5	414.9	420.5	421.5	419.1	419.1	418.4
40°	389.1	390.9	407.9	425.4	445.2	468.9	477.3	475.2	473.4	472.0	467.9
42.5°	421.2	422.2	440.3	465.4	493.3	526.0	540.7	533.7	533.4	527.1	523.9
45°	453.2	456.0	475.5	503.7	537.2	582.5	604.1	598.1	597.1	594.3	585.6
47.5°	478.7	482.5	504.1	537.5	575.9	628.1	666.8	671.0	668.5	665.4	658.4
50°	500.3	503.4	525.3	561.9	605.8	662.9	718.3	733.3	735.4	734.0	732.3
52.5°	514.2	517.3	538.9	577.9	623.2	688.7	756.7	786.3	792.5	792.2	799.5
55°	514.5	518.0	540.3	583.2	633.0	706.5	792.2	838.9	846.5	855.9	871.6
57.5°	495.4	498.9	526.7	576.2	635.8	720.4	826.7	908.9	929.8	948.3	991.5
60°	442.1	443.5	474.1	540.3	622.5	717.3	852.8	969.2	998.8	1038.8	1108.5
62.5°	360.2	363.0	381.8	446.3	560.9	689.8	863.3	1036.4	1085.2	1143.7	1255.2
63°	337.6	340.0	357.4	421.2	540.0	681.1	862.9	1047.2	1100.8	1161.1	1281.3
65°	260.6	261.3	274.2	322.2	443.1	617.7	844.1	1031.9	1099.8	1170.2	1296.3
67.5°	210.1	212.5	225.4	259.2	350.1	518.7	759.8	893.9	940.2	1009.6	1159.7
70°	164.4	168.6	180.8	219.1	298.6	417.7	639.3	746.2	774.8	807.9	935.4
72.5°	108.7	109.7	111.8	133.1	208.3	325.0	532.0	604.8	615.9	639.6	702.0
75°	51.2	55.0	58.2	69.0	100.7	212.9	385.6	429.5	442.8	467.5	490.2
77.5°	22.3	21.9	23.3	31.7	53.0	94.8	240.0	317.4	321.9	316.3	306.6
80°	7.0	7.3	7.7	8.4	16.7	45.3	103.8	213.2	235.5	250.5	246.3
82.5°	0.7	0.3	1.0	2.1	3.5	6.6	39.0	100.0	125.8	154.3	190.9
85°	0.0	0.0	0.3	0.3	0.7	1.4	2.4	10.5	17.4	20.2	40.1
87.5°	0.0	0.0	0.3	0.3	0.7	1.0	1.0	1.4	1.4	1.4	1.4
90°	0.0	0.0	0.0	0.0	0.0	0.0	0.0	0.0	0.0	0.0	0.0



REPORT NUMBER: P139443

CATALOG NUMBER: ENT-F01-LED-E1-BL2-8030

CANDELA DISTRIBUTION (continued):

	65°	66°	67°	68°	69°	70°	75°	80°	85°	90°	95°
0°	202.1	202.1	202.1	202.1	202.1	202.1	202.1	202.1	202.1	202.1	202.1
2.5°	207.6	207.6	206.9	207.3	206.9	206.9	206.2	205.5	205.2	203.4	202.4
5°	214.9	214.9	214.6	213.9	213.9	213.5	211.8	210.1	209.0	206.9	204.8
7.5°	223.3	223.0	222.3	221.6	221.6	221.2	218.8	217.0	214.9	211.8	209.4
10°	233.1	232.7	232.0	231.0	231.0	230.6	228.2	225.4	223.7	219.8	216.7
12.5°	243.5	242.5	242.1	241.4	240.7	240.7	238.6	235.8	234.5	230.3	227.1
15°	252.2	251.5	251.2	250.8	250.5	249.8	248.0	245.6	244.6	241.1	238.6
17.5°	260.6	260.6	260.9	260.2	259.9	259.2	258.1	257.4	256.4	253.3	251.9
20°	270.3	270.3	271.0	270.7	270.3	271.4	271.0	270.7	270.7	267.9	266.8
22.5°	281.8	281.5	282.5	282.2	282.5	283.6	285.0	284.3	285.7	283.9	283.2
25°	295.1	294.7	295.8	296.5	297.2	297.9	300.6	301.3	303.1	302.7	301.3
27.5°	310.0	310.4	310.7	312.5	313.5	314.2	318.1	320.1	323.6	322.2	323.6
30°	327.5	329.2	330.6	332.3	332.7	333.4	339.7	341.7	343.5	344.5	346.6
32.5°	351.5	352.5	352.9	355.0	355.7	356.7	363.3	366.1	368.6	368.9	372.8
35°	380.8	381.5	382.5	383.6	384.9	384.2	391.9	396.1	399.2	399.6	403.8
37.5°	419.4	417.0	418.0	416.6	414.6	414.6	417.0	421.2	424.7	427.4	431.6
40°	465.8	464.0	463.7	460.5	457.1	453.9	452.5	455.0	457.8	460.2	465.4
42.5°	518.7	517.0	511.1	509.0	503.0	499.6	490.2	491.2	496.1	497.5	500.6
45°	580.7	574.5	572.4	559.5	557.0	552.2	534.4	533.0	537.2	537.5	535.4
47.5°	651.4	646.9	642.0	633.0	623.6	615.6	588.4	574.1	578.6	578.3	568.2
50°	728.4	727.7	720.4	714.5	706.1	694.6	646.2	620.1	623.6	620.4	602.0
52.5°	801.9	799.9	799.5	795.0	791.8	788.0	729.1	684.2	676.2	669.6	645.9
55°	879.3	884.5	881.0	888.3	893.9	893.2	868.8	803.0	762.2	757.0	720.8
57.5°	1008.2	1020.7	1037.4	1038.1	1053.1	1074.7	1118.6	1071.2	969.2	949.0	900.5
60°	1155.9	1188.3	1230.1	1250.6	1282.7	1316.1	1426.2	1433.5	1290.7	1212.7	1123.8
62.5°	1304.3	1346.8	1396.3	1428.3	1468.0	1494.1	1610.5	1638.4	1508.1	1364.2	1217.9
63°	1335.6	1379.2	1422.0	1453.4	1486.8	1510.9	1615.4	1644.6	1519.9	1364.6	1212.0
65°	1352.0	1392.8	1426.2	1454.1	1476.4	1492.8	1575.3	1607.0	1504.3	1314.0	1145.4
67.5°	1227.6	1293.1	1335.3	1369.1	1391.7	1414.4	1490.3	1510.2	1437.4	1215.8	1044.4
70°	1016.2	1091.8	1158.3	1210.9	1249.9	1284.4	1364.2	1350.6	1287.9	1056.6	885.9
72.5°	747.6	813.4	878.2	937.8	988.7	1032.6	1085.2	962.2	866.7	702.7	613.1
75°	502.7	517.0	546.6	576.2	594.7	607.2	574.8	458.1	372.1	333.7	291.9
77.5°	296.8	287.1	288.1	280.8	275.9	274.9	230.6	128.2	67.6	69.0	72.5
80°	236.9	226.1	214.6	201.7	193.3	184.3	150.1	82.2	29.3	23.7	24.7
82.5°	191.6	188.8	182.5	169.3	156.1	140.4	107.3	79.1	16.7	13.2	14.3
85°	37.3	41.8	37.6	41.1	30.7	28.9	17.1	18.5	6.6	5.9	7.3
87.5°	1.4	1.4	1.4	1.4	1.4	1.4	1.4	1.4	1.4	1.4	2.8
90°	0.0	0.0	0.0	0.0	0.0	0.0	0.0	0.0	0.0	0.0	0.0



REPORT NUMBER: P139443

CATALOG NUMBER: ENT-F01-LED-E1-BL2-8030

CANDELA DISTRIBUTION (continued):

	105°	115°	125°	135°	145°	155°	165°	175°	180°
0°	202.1	202.1	202.1	202.1	202.1	202.1	202.1	202.1	202.1
2.5°	200.7	199.3	198.2	196.8	196.1	195.1	194.7	193.7	194.0
5°	201.4	198.9	196.8	194.7	193.3	192.6	192.0	191.3	191.3
7.5°	204.8	201.7	199.3	196.8	195.8	194.4	194.0	193.0	193.0
10°	212.2	208.7	205.5	202.8	201.4	199.6	198.9	197.9	197.9
12.5°	223.0	219.8	216.3	212.2	209.4	207.3	205.5	204.8	204.8
15°	235.1	232.7	229.9	224.3	219.8	216.0	212.5	211.1	210.8
17.5°	249.8	247.7	244.9	238.6	231.3	223.3	217.4	214.6	214.2
20°	267.5	265.5	261.3	252.6	241.1	228.5	219.1	214.9	214.6
22.5°	285.7	285.7	278.7	264.4	247.3	230.6	218.1	212.5	211.5
25°	305.5	306.6	296.1	273.8	250.8	229.6	213.5	206.6	205.2
27.5°	329.6	328.5	311.1	281.1	251.2	225.4	206.2	197.9	196.5
30°	356.0	349.1	323.3	285.3	248.7	217.7	196.5	187.1	186.0
32.5°	382.5	367.5	332.3	286.0	241.8	206.6	183.6	173.8	172.4
35°	410.7	383.9	337.9	282.2	230.3	191.6	167.6	158.2	156.8
37.5°	434.4	396.4	339.7	272.1	212.9	174.2	152.9	143.2	140.7
40°	456.0	405.5	336.5	255.7	193.3	157.1	137.6	129.2	128.5
42.5°	475.9	409.7	325.4	234.5	173.8	142.5	124.7	116.7	116.0
45°	491.2	406.9	306.6	211.1	157.8	129.9	113.2	105.9	104.5
47.5°	501.0	396.8	280.8	191.6	144.6	117.1	100.7	93.0	91.6
50°	508.6	381.8	254.7	176.6	131.7	103.8	87.8	80.8	79.8
52.5°	518.7	362.7	232.0	163.0	116.7	88.8	74.6	67.9	66.9
55°	541.0	346.3	216.0	148.1	100.7	73.2	61.3	57.1	55.7
57.5°	616.6	351.9	205.9	129.9	82.2	58.9	50.9	48.4	48.1
60°	696.0	375.5	201.0	109.0	63.8	47.7	43.2	42.5	42.2
62.5°	691.9	354.3	180.8	85.7	49.1	39.4	37.3	37.6	37.6
63°	677.9	341.4	174.2	80.5	46.7	38.3	36.2	36.2	36.2
65°	593.6	289.5	141.4	61.0	39.0	34.1	32.4	32.7	33.1
67.5°	490.2	209.0	93.0	42.5	35.2	31.0	28.9	28.2	28.2
70°	374.8	140.7	55.0	36.9	34.8	28.9	25.4	24.7	24.7
72.5°	245.9	86.0	37.3	36.9	34.5	27.5	23.7	22.3	22.3
75°	112.9	42.5	31.0	35.5	32.7	25.4	20.9	19.2	18.8
77.5°	43.9	26.8	27.9	30.0	25.4	20.9	18.8	17.4	17.1
80°	25.4	21.6	24.4	21.6	18.5	16.0	16.0	15.0	14.6
82.5°	18.5	18.5	18.8	15.7	13.9	13.2	13.2	12.2	11.8
85°	13.2	13.6	15.7	12.5	10.8	9.4	8.7	8.7	8.4
87.5°	6.6	10.8	8.7	5.2	4.9	4.5	4.5	4.5	4.2
90°	0.0	0.0	0.0	0.0	0.0	0.0	0.0	0.0	0.0

(END OF REPORT)